

# SAZERAC SWIVEL CHAIR



SPECIFICATION SHEET

---



---

## DESCRIPTION

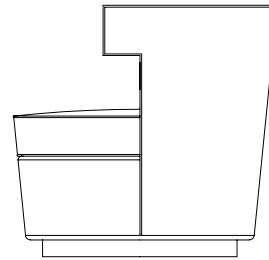
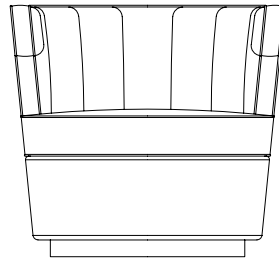

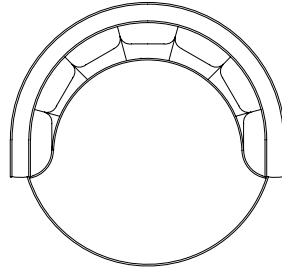
Convivial and assured, the Sazerac Swivel Chair is happy in bar, lounge or bedroom. Shown here upholstered in rust sateen. Base options include fabric covered, metal, or wood veneer.

Built by hand in England.

---

## DIMENSIONS

Height	750mm
Ø	820mm



## METAL FINISHES



Brushed Brass



Polished Brass

Polished Stainless  
Steel

Patinated Brass



Polished Nickel

## DIMENSIONS

Height	750mm
Ø	820mm

## C.O.M. REQUIREMENTS

Fabric	5m
Leather	7m <sup>2</sup>

## CARE INSTRUCTIONS

Our furniture has been made to age & patina naturally over time. Simple maintenance will help it to age gracefully. Please read our suggestions below to help to insure that your furniture remains beautiful.

### CLEANING & MAINTENANCE GENERAL GUIDELINES

A weekly clean with a lightly dampened, non-abrasive cloth is recommended to keep the furniture clean & to remove household dust. We do not recommend the use household polish or spirit-based cleaners as these may cause damage. Keep your cleaning regime simple, if you are unsure contact us for further advice.

### NOTES REGARDING FABRIC UPHOLSTERED FURNITURE

The following notes are general guidelines for fabrics in the Amy Somerville collection, for other suppliers please refer to the relevant manufacturers cleaning instructions. Frequent vacuuming with a soft brush can help to keep fabric fresh & colours sharp. Please note that cushions containing feathers MUST NOT BE VACUUMED, as this will damage the down-proof fabric that contains the feathers. Avoiding exposure to direct & prolonged periods of sunlight will help to maintain colours. Loose cushions should be turned on a regular basis, 1-2 weeks with regular use. We recommend an annual clean of upholstered piece including cushions using a professional cleaning specialist. In the event of an accidental spill, mop up immediately by dabbing with an absorbent cloth to prevent the spill from drying. Pile fabrics tend to absorb spills very quickly, so we suggest acting with urgency. Over time the flattening of the pile fabrics will occur under normal conditions, this is part of the natural antiquing process of pile fabrics & will not affect the durability or charm of the product. A pass over the surface with damp cloth followed by a vacuum in the direction of the pile can help restore the pile.

### NOTES REGARDING METALS & CAST METALS

All metals will naturally patina over time. Any smudges such as fingerprints or wear can be eliminated using a soft lint-free cloth & "Peek" metal polish. Mild scratches can also be softened in the same way. To maintain the high reflective shine of cast metal we recommend applying "Renaissance" micro-crystalline wax polish to the piece, then buffing & polishing with a soft lint-free cloth.

## NOTES

- Some finishes may carry an up-charge.
- Hair-on-hide is included in overall price
- Hair-on-hide must be chosen from pre-selected range.
- Standard lead-time is 8 – 14 weeks.
- Finishes are shown for illustrative purposes only. Samples are available from the showroom.