


SUPERNOVA CABINET



SPECIFICATION SHEET



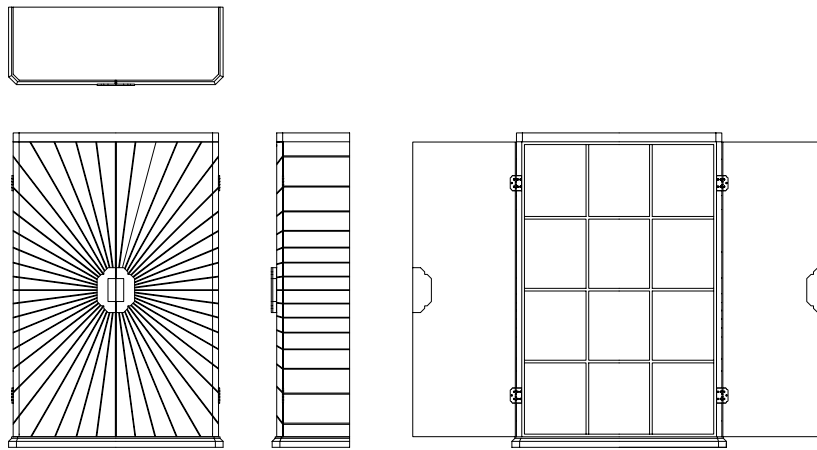
DESCRIPTION

A celestial centrepiece, the Supernova Cabinet is shown here with adjustable shelves. The interior can be specified as a wardrobe, bar or other use. Other wood and metal finishes available. Bespoke sizes possible. Shown here in fumed oak and inlaid box wood with brushed brass handles.


Built by hand in England.

DIMENSIONS

Height : 2100mm
Width : 1432mm
Depth : 518mm



TIMBER FINISHES




DIMENSIONS

Height : 2100mm
 Width : 1432mm
 Depth : 518mm

NOTES

- Some finishes may carry an up-charge.
- Non-standard finishes and sizes are available, up-charges may apply.
- Standard lead-time is 8 – 14 weeks.
- Finishes are shown for illustrative purposes only. Samples are available from the showroom.

METAL FINISHES



CARE INSTRUCTIONS

Our furniture has been made to age & patina naturally over time. Simple maintenance will help it to age gracefully. Please read our suggestions below to help to insure that your furniture remains beautiful:

CLEANING & MAINTENANCE GENERAL GUIDELINES

A weekly clean with a lightly dampened, non-abrasive cloth is recommended to keep the furniture clean & to remove household dust. We do not recommend the use household polish or spirit-based cleaners as these may cause damage. Keep your cleaning regime simple, if you are unsure contact us for further advice.

NOTES REGARDING HARDWOOD

Whilst every effort is made to source well-seasoned timbers, it is inevitable that some wood movement will occur. All natural timbers, particularly hardwoods contain moisture. When this moisture level drops e.g. during long hot

dry spells of weather or when the timber is subject to extremes in relative humidity you may find the timber will move very slightly or crack. This is absolutely normal & in many ways adds to the beauty of the product. To prevent your furniture from drying out over long periods of time the use of a small amount of beeswax is recommended periodically. Amy Somerville LTD can advise you on what products are appropriate.

NOTES REGARDING METALS & CAST METALS

All metals will naturally patina over time. Any smudges such as fingerprints or wear can be eliminated using a soft lint-free cloth & "Peek" metal polish. Mild scratches can also be softened in the same way. To maintain the high reflective shine of cast metal we recommend applying "Renaissance" micro-crystalline wax polish to the piece, then buffing & polishing with a soft lint-free cloth.