

# BABY SLOOP CHAIR



## SPECIFICATION SHEET

---



---

### DESCRIPTION

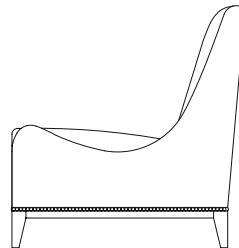
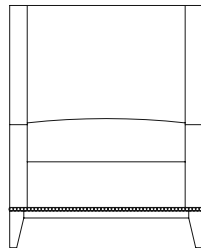

A miniaturised version of our popular Sloop chair. Featuring unique “sloped” lounge arms and a fabulously comfortable feather wrapped seat cushion. Shown above in Amy Somerville “Burnt Sienna” Mohair with brass studs and solid American black walnut legs, ebonised and lacquered to a chocolate gloss finish.

Built by hand in England.

---

### DIMENSIONS

|             |       |
|-------------|-------|
| Height      | 690mm |
| Width       | 550mm |
| Depth       | 665mm |
| Seat Height | 340mm |
| Arm Height  | 350mm |



**TIMBER FINISHES**

|   |   |  |
|---|---|--|
|  American Black<br>Walnut - Black<br>Ebonised - Gloss      |  American Black<br>Walnut - Chocolate<br>Ebonised - Satin |  American Black<br>Walnut - Blackened<br>and Limed |
|  American Black<br>Walnut - Black<br>Ebonised - Satin     |  American Black<br>Walnut - Natural<br>Oiled Light       |  American Black<br>Walnut - Limed                 |
|  American Black<br>Walnut - Chocolate<br>Ebonised - Gloss |  American Black<br>Walnut - Natural<br>Oiled Dark        |  Oak - Limed                                      |






**DIMENSIONS**

|             |       |
|-------------|-------|
| Height      | 690mm |
| Width       | 550mm |
| Depth       | 665mm |
| Seat Height | 340mm |
| Arm Height  | 350mm |

**C.O.M. REQUIREMENTS**

|         |                 |
|---------|-----------------|
| Fabric  | 4m              |
| Leather | 5m <sup>2</sup> |

**DECORATIVE NAILING OPTIONS**

|  |  |  |
|--|--|--|
|  Brass Plated  |  Bronze Renaissance |  Antique on Steel |
|  Nickel Plated |  French Natural     |  |

**NOTES**

- Some finishes may carry an up-charge.
- Non-standard finishes and sizes are available, up-charges may apply.
- Standard lead-time is 8 – 14 weeks.
- Finishes are shown for illustrative purposes only. Samples are available from the showroom.

**CARE INSTRUCTIONS**

Our furniture has been made to age & patina naturally over time. Simple maintenance will help it to age gracefully. Please read our suggestions below to help to insure that your furniture remains beautiful:

**CLEANING & MAINTENANCE GENERAL GUIDELINES**

A weekly clean with a lightly dampened, non-abrasive cloth is recommended to keep the furniture clean & to remove household dust. We do not recommend the use household polish or spirit-based cleaners as these may cause damage. Keep your cleaning regime simple, if you are unsure contact us for further advice.

**NOTES REGARDING HARDWOOD**

Whilst every effort is made to source well-seasoned timbers, it is inevitable that some wood movement will occur. All natural timbers, particularly hardwoods contain moisture. When this moisture level drops e.g. during long hot dry spells of weather or when the timber is subject to extremes in relative humidity you may find the timber will move very slightly or crack. This is absolutely normal & in many ways adds to the beauty of the product. To prevent your furniture from drying out over long periods of time the use of a small amount of beeswax is recommended periodically. Amy Somerville LTD can advise you on what products are appropriate.

**NOTES REGARDING FABRIC UPHOLSTERED FURNITURE**

The following notes are general guidelines for fabrics in the Amy Somerville collection, for other suppliers please refer to the relevant manufacturers cleaning instructions. Frequent vacuuming with a soft brush can help to keep fabric fresh & colours sharp. Please note that cushions containing feathers **MUST NOT BE VACUUMED**, as this will damage the down-proof fabric that contains the feathers. Avoiding exposure to direct & prolonged periods of sunlight will help to maintain colours. Loose cushions should be turned on a regular basis, 1-2 weeks with regular use. We recommend an annual clean of upholstered piece including cushions using a professional cleaning specialist. In the event of an accidental spill, mop up immediately by dabbing with an absorbent cloth to prevent the spill from drying. Pile fabrics tend to absorb spills very quickly, so we suggest acting with urgency. Over time the flattening of the pile fabrics will occur under normal conditions, this is part of the natural anti-aging process of pile fabrics & will not affect the durability or charm of the product. A pass over the surface with damp cloth followed by a vacuum in the direction of the pile can help restore the pile.