

DYAD ARM CHAIR



SPECIFICATION SHEET



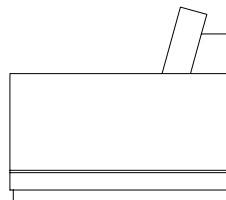
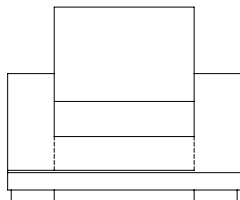

DESCRIPTION

Extremely, stately and endlessly cozy, the Dyad Armchair is a bold bit of contentment. Constructed with a hand-sprung seat and dense deep feather wrapped foam cushions, and a wood and metal base that can be finished to all of our standard finishes.

Built by hand in England.

DIMENSIONS

Height	833mm
Width	1000mm
Depth	950mm
Arm Height	550mm
Seat Height	430mm



TIMBER FINISHES

 American Black Walnut - Black Ebonised - Gloss	 American Black Walnut - Chocolate Ebonised - Satin	 American Black Walnut - Natural Oiled Light
 American Black Walnut - Black Ebonised - Satin	 American Black Walnut - French Polished	 American Black Walnut - Blackened and Limed
 American Black Walnut - Chocolate Ebonised - Gloss	 American Black Walnut - Natural Oiled Dark	 Oak - Limed






DIMENSIONS

Height	833mm
Width	1000mm
Depth	950mm
Arm Height	550mm
Seat Height	430mm

C.O.M. REQUIREMENTS

Fabric	10m
Leather	15m ²

METAL FINISHES

 Brushed Brass	 Polished Brass	 Polished Stainless Steel
 Patinated Brass	 Polished Nickel	

NOTES

- Some finishes may carry an up-charge.
- Non-standard finishes and sizes are available, up-charges may apply.
- Standard lead-time is 8 – 12 weeks.
- Finishes are shown for illustrative purposes only. Samples are available from the showroom.

CARE INSTRUCTIONS

Our furniture has been made to age & patina naturally over time. Simple maintenance will help it to age gracefully. Please read our suggestions below to help to insure that your furniture remains beautiful:

CLEANING & MAINTENANCE GENERAL GUIDELINES

A weekly clean with a lightly dampened, non-abrasive cloth is recommended to keep the furniture clean & to remove household dust. We do not recommend the use household polish or spirit-based cleaners as these may cause damage. Keep your cleaning regime simple, if you are unsure contact us for further advice.

NOTES REGARDING HARDWOOD

Whilst every effort is made to source well-seasoned timbers, it is inevitable that some wood movement will occur. All natural timbers, particularly hardwoods contain moisture. When this moisture level drops e.g. during long hot dry spells of weather or when the timber is subject to extremes in relative humidity you may find the timber will move very slightly or crack. This is absolutely normal & in many ways adds to the beauty of the product. To prevent your furniture from drying out over long periods of time the use of a small amount of beeswax is recommended periodically. Amy Somerville LTD can advise you on what products are appropriate.

NOTES REGARDING FABRIC UPHOLSTERED FURNITURE

The following notes are general guidelines for fabrics in the Amy Somerville collection, for other suppliers please refer to the relevant manufacturers cleaning instructions. Frequent vacuuming with a soft brush can help to keep fabric fresh & colours sharp. Please note that cushions containing feathers MUST NOT BE VACUUMED, as this will damage the down-proof fabric that contains the feathers. Avoiding exposure to direct & prolonged periods of sunlight will help to maintain colours. Loose cushions should be turned on a regular basis, 1-2 weeks with regular use. We recommend an annual clean of upholstered piece including cushions using a professional cleaning specialist. In the event of an accidental spill, mop up immediately by dabbing with an absorbent cloth to prevent the spill from drying. Pile fabrics tend to absorb spills very quickly, so we suggest acting with urgency. Over time the flattening of the pile fabrics will occur under normal conditions, this is part of the natural antiquing process of pile fabrics & will not affect the durability or charm of the product. A pass over the surface with damp cloth followed by a vacuum in the direction of the pile can help restore the pile.

NOTES REGARDING METALS & CAST METALS

All metals will naturally patina over time. Any smudges such as fingerprints or wear can be eliminated using a soft lint-free cloth & "Peek" metal polish. Mild scratches can also be softened in the same way. To maintain the high reflective shine of cast metal we recommend applying "Renaissance" micro-crystalline wax polish to the piece, then buffing & polishing with a soft lint-free cloth.